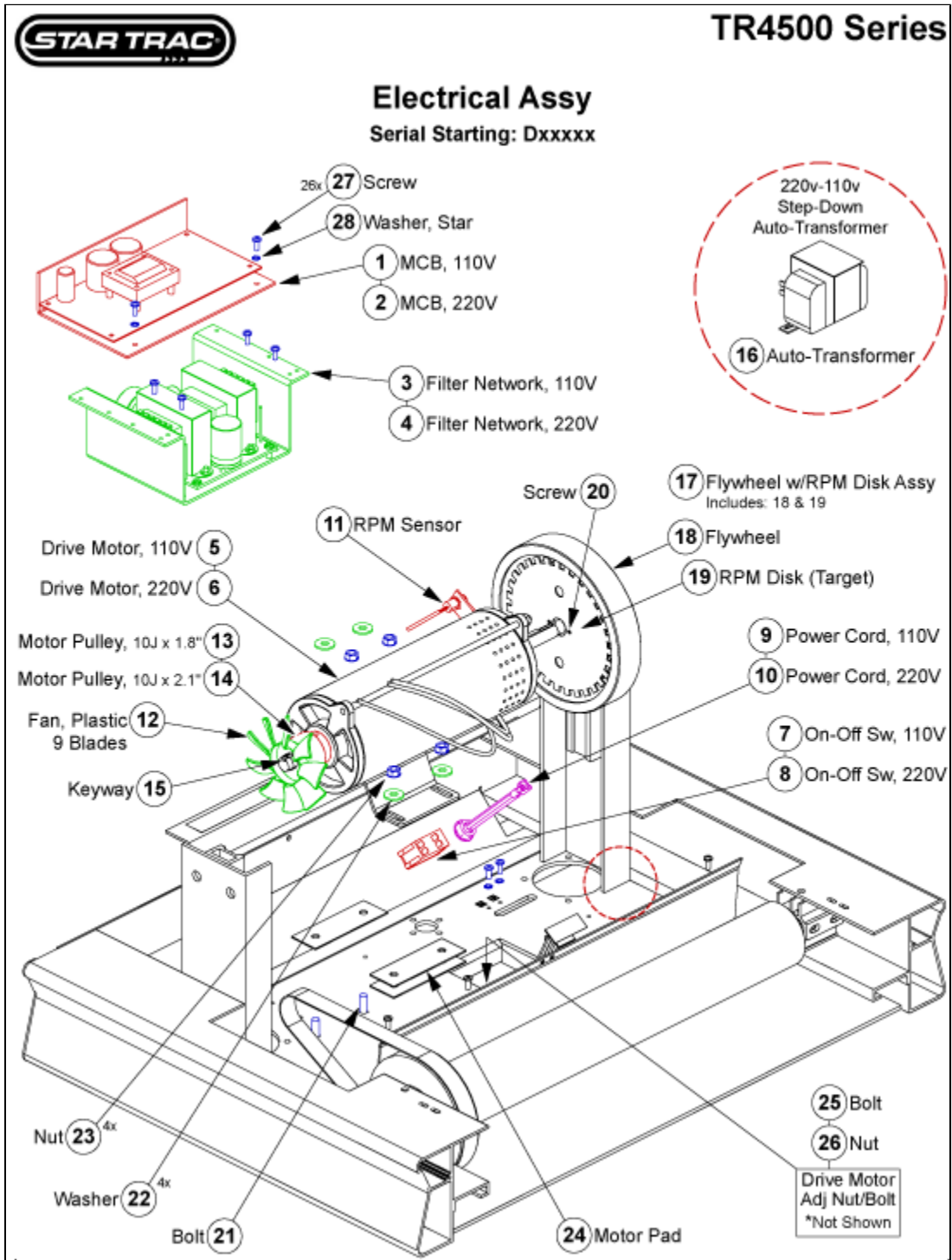


Product ID: 1 • Diagram ID: 214

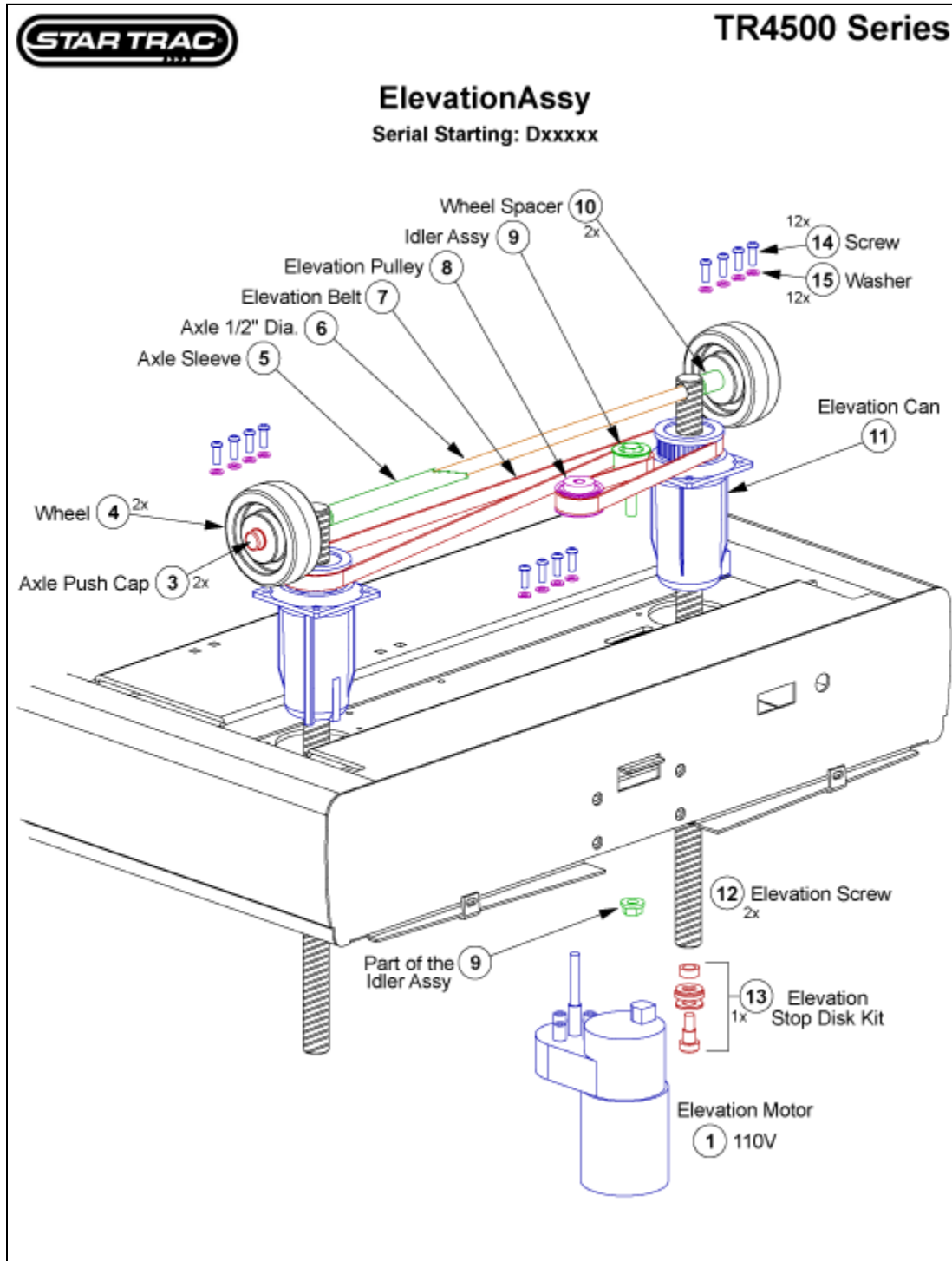
# Display Assy

Callout	Part Number:	Description
1	050-1722	Keypad Overlay, Lt, 4500/4200
2	050-1723	Keypad Overlay, Ctr, 4500/4200
3	050-1724	Keypad Overlay, Rt, 4500/4200
4	715-3279	Disp Elec, Pcb, 4500/4200
5	715-3280	Disp Led Readout sm, 4500/4200
6	140-2497	Hr Board, Contact
7	800-3932	Combiner HR Brd, c/p to disp
8	800-3921	Cable, Hr Receiver, Polar
9	020-4577	Lens, large, lower (3x 8")
10	020-4576	Lens, small, upper (1x 6.5")
11	800-3360	Disp Hsg, w/Lens/Kp, no Elec
12	715-3335	Disp Hsg, Lower Cover, gry
13	110-0020	Screw, 4-40x1/4" Phil Pan
15	110-3086	Screw, 8-32x1/4" Bhcs
16	120-3012	Standoff, 6-32x1.0" M-f
17	110-0250	Screw, 6-32x1/2" Rhms
18	715-3498	Snubber Filter Assy
19	715-3501	Cable Assy, Snubber-Disp
20	110-1740	Nut, 6-32 Kep



# Electrical Assy

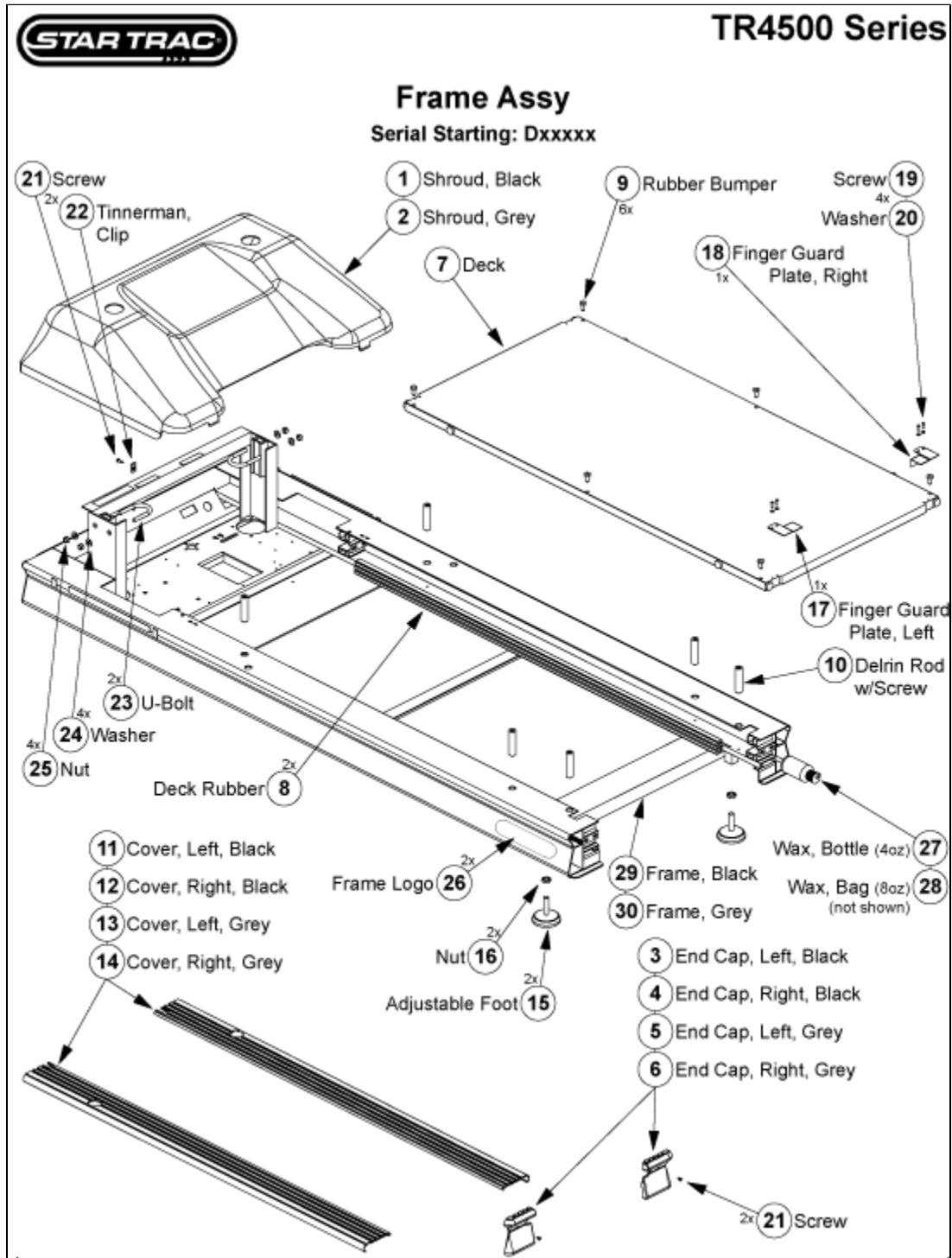
Callout	Part Number:	Description
1	715-3571	Mcb, 110v, w/Jumpers
2	715-3572	Mcb, 220v, w/Jumpers
3	800-3259	Filter Network, 110v
4	715-3467	Filter Network, 220v
5	260-0904	Motor, Drive, 110v 2.5hp mag
6	260-0905	Motor, Drive, 220v 2.5hp mag
7	470-0190	Switch, Pwr, On/off Brkr, 110v 18a
8	470-0180	Switch, Pwr, On/off Brkr, 220v 18a
9	800-3245	Power Cord, 110v, nema 5-20
10	800-3229	Power Cord, 220v, nema 6-15
11	800-3260	Rpm Sensor, w/Bracket
12	140-3111	Fan, Motor 9 Blades
13	130-7009	Pulley, Drive, 10J, 1.8"od
14	130-1628	Pulley, Drive, 10J, 2.1"od
15	110-1442	Keyway, 3/16x1.5" Steppers
16	440-0095	Xfmr, 220v, Elev Step-Down
18	020-0681	Flywheel, 8" x 5/8" id
19	020-0493	Rpm Disk Target, 31 Slots
21	110-1516	Bolt, 5/16-18x1.0" Carriage
22	120-0480	Washer, 5/16" Cut
23	110-1870	Nut, 5/16-18
24	140-0020	Pad, Motor, 1/16"
25	110-1510	Bolt, 5/16-18x1.75"
26	110-1870	Nut, 5/16-18
27	110-3026	Screw, 10-24x3/4" Phtcs



Product ID: 1 • Diagram ID: 216

# Elevation Assy

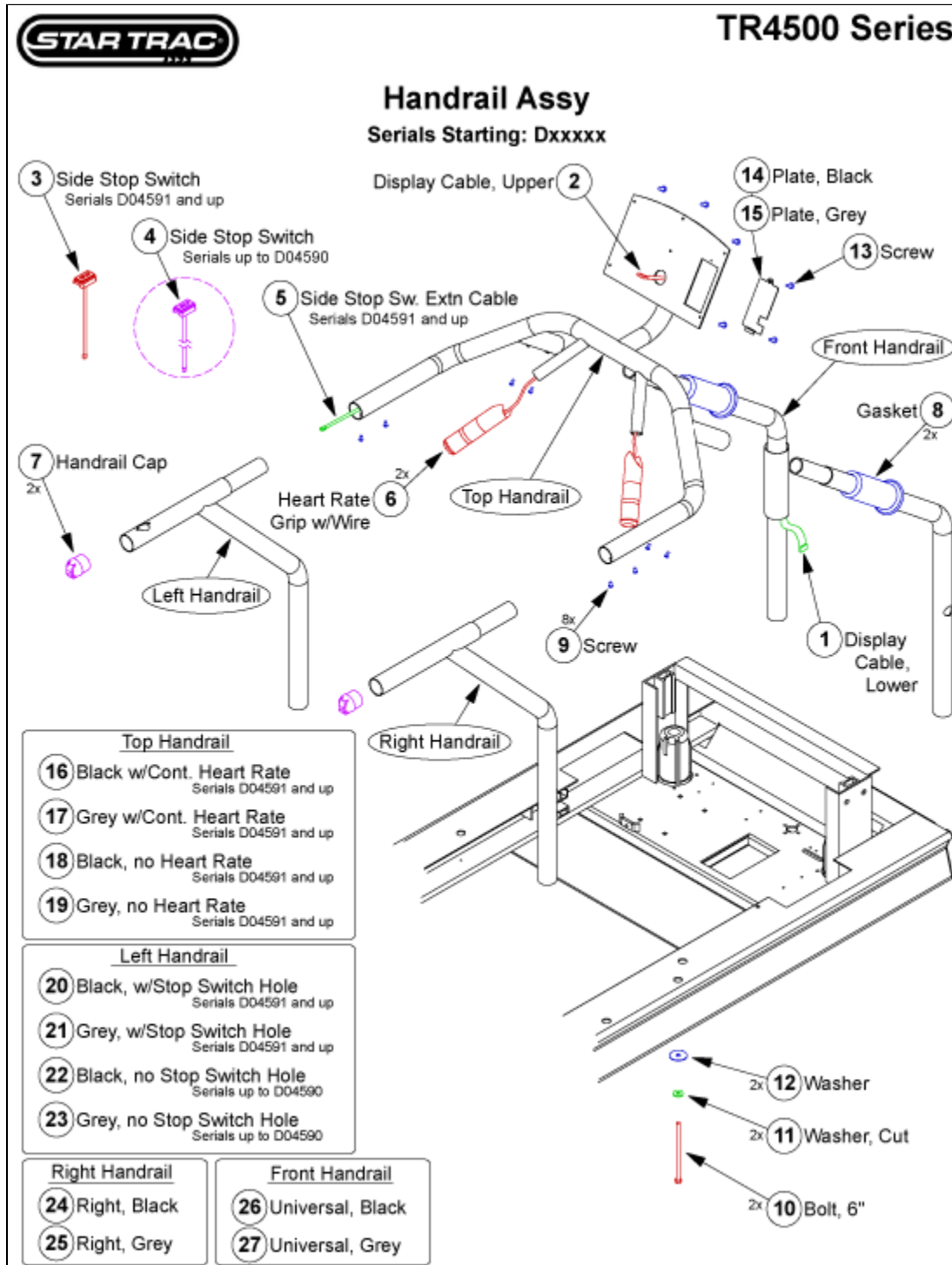
Callout	Part Number:	Description
1	<b>260-0235</b>	Motor, Elev, 110vac
3	<b>110-1415</b>	Axle Push Cap, 1/2"
4	<b>130-1694</b>	Wheel, 4x1.5x1/2" bore
5	<b>020-6266</b>	Sleeve, Elev Axle
6	<b>715-3430</b>	Elev Axle, 1/2" dia
7	<b>130-0050</b>	Belt, Elev, 1595-5M15
8	<b>130-0250</b>	Pulley, Elev Mtr, 2/3/15/1000
9	<b>800-0225</b>	Elev, Idler Pulley Assy
10	<b>020-6268</b>	Spacer, Elevation
11	<b>708-0151</b>	Elev Can
12	<b>715-0110</b>	Elev Screw, Drilled
13	<b>800-3267-001</b>	Elev Stop Disk, Retro Kit, Rbr
14	<b>110-3119</b>	Screw, 1/4-20x3/4" Bhcs,loctite
15	<b>120-0420</b>	Washer, 1/4" Lock



# Frame Assy

Callout	Part Number:	Description
1	020-4497	Shroud, Motor, 4/45/39/4200
2	020-4500	Shroud, Motor, gry, 4/45/39/42
3	020-4452	Endcap, Lt, 4/45/39/4200
4	020-4453	Endcap, Rt, 4/45/39/4200
5	020-4480	Endcap, Lt, gry, 4/45/39/4200
6	020-4481	Endcap, Rt, gry, 4/45/39/4200
7	050-1630	Deck, dbl-sided
8	010-3106	Deck Rubber, 53.5"
9	140-3108	Deck Bumper, Hollow Stem
10	715-3196	Delrin Stop Rod w/screw
11	020-4544	Sidebed Cover Extr, Lt, 4500
12	020-4543	Sidebed Cover Extr, Rt, 4500
13	020-4584	Sidebed Cover Extr, Lt, gry
14	020-4583	Sidebed Cover Extr, Rt, gry
15	140-3200	Adjustable Foot, 1/2-13x3.0"
16	110-1823	Nut, 1/2-13x5/16" Jam
17	020-4454	Finger Guard, Plate, Lt
18	020-4627	Finger Guard, Plate, Rt
19	110-3066	Screw, 6x5/8" Truss Hd Phil
20	120-3002	Washer, #6 Nylon
21	110-0475	Screw, 10-32x1/2" Phcs, Blk Oxd
22	110-1790	Tinnerman Clip, #10 nut
23	110-1000	U-Bolt, 3/8-16
24	120-0460	Washer, 3/8" Lock
25	110-1830	Nut, 3/8-16 Hex, nyloc
26	050-1811	Label, Logo, Frame, Soft Trac
27	140-3180	Wax, Bottle, 4oz (3-4 waxings)
28	800-3146	Wax, Bag, 8oz (6-8 waxings)
29	710-1031	Frame, Painted
30	710-3135	Frame, Finished, Frnt, Tbt






Product ID: 1 • Diagram ID: 218

# Handrail Assy

Callout	Part Number:	Description
1	715-3301	Disp Cable (Data), Lower, M-F
2	715-3302	Disp Cable (Data), Upper, M-M
3	800-3881	Switch, Stop (D04591 and up)
4	715-3296	Switch, Stop (up to D04590)
5	800-3912	Cable Extn, Side Stop Sw
6	800-3878	Hr Grip Assy, w/Wire, one side
7	020-4600	Cap, Rail Plug, universal
8	140-3127	Gasket, Base Hrail
9	110-0506	Screw, 1/4-28x3/8" Bhss
10	110-0685	Bolt, 5/16-18x6.0" Hex
11	120-0480	Washer, 5/16" Cut
12	120-0491	Washer, 5/16 x 1.5" Flat
13	110-3086	Screw, 8-32x1/4" Bhcs
14	020-4592	Plate, Disp Back
15	020-4598	Plate, Disp Back, gry
16	020-4589	Hrail, Top
17	020-4590	Hrail, Top, C-Hr, gry (to sn D04590)
18	020-4580	Hrail, Top, no-Hr
19	020-4586	Hrail, Top, gry
20	020-5037	Rail, Side, w/Stop Hole, Lt
21	020-5038	Rail, Side, w/Stop Hole, Lt, gry
23	020-3299	Tube, Seat Adj, 1.75sq x 4.25"
24	020-4582	Hrail, Side, Rt
25	020-4588	Hrail, Side, Rt, gry
26	020-4581	Rail, Front
27	020-4587	Rail, Front, gry


**TREADMILLS**


### Power Cord Assy's









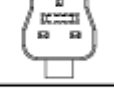
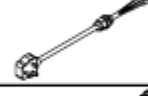
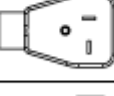


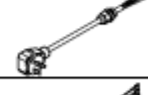






9-xxxx-x**USA**xx

110V    220V

← 12.0ft 144.00in (+1.00/-0.00) →

3.66m 365.75cm (+2.50/-0.00)



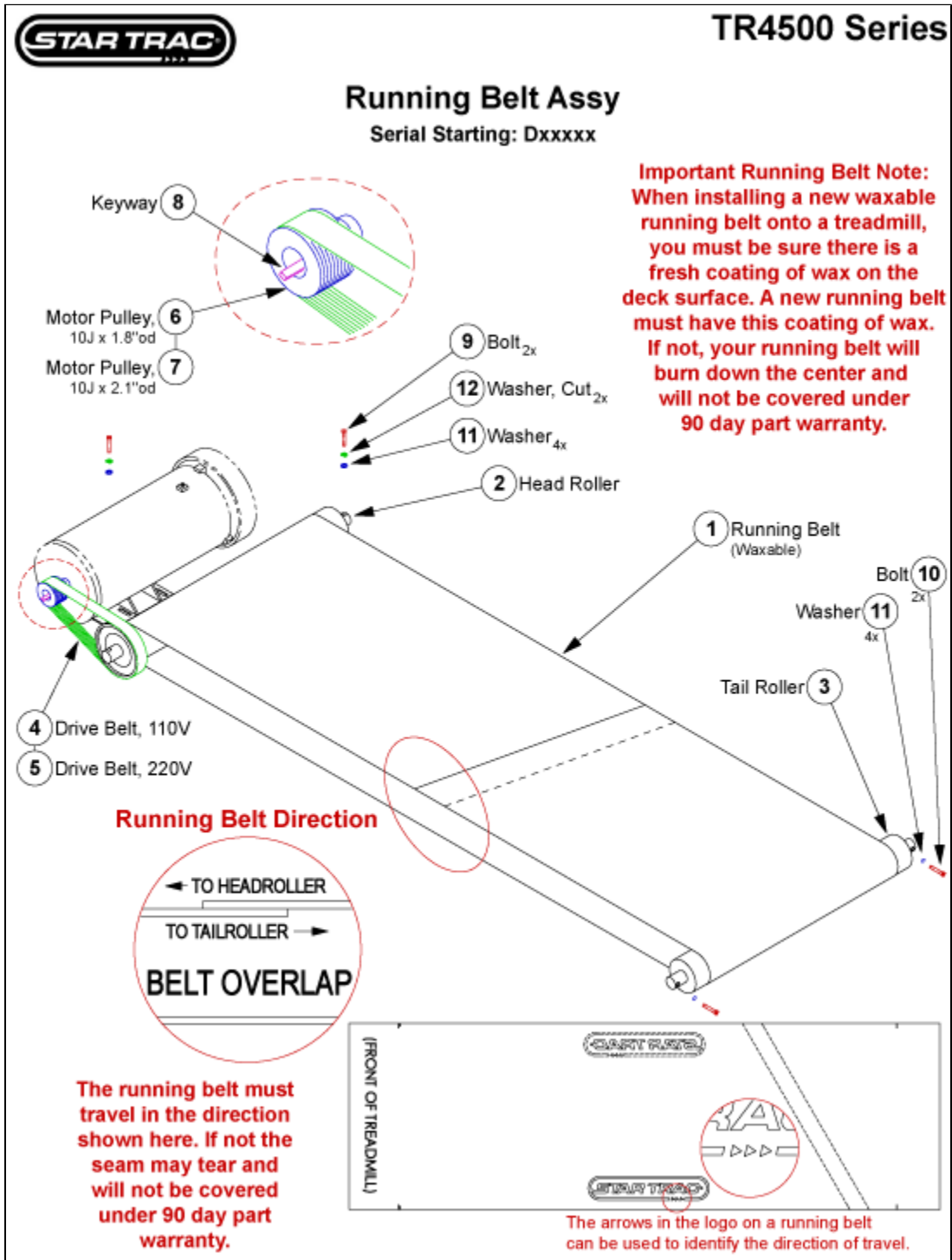
<b>USA OUL</b>		① Power Cord 110V NEMA 5-20		
	<b>USA OUL JPN</b>	② Power Cord 220V NEMA 6-15		
	<b>OCE</b>	③ Power Cord 220V CEE 7/7		
	<b>AUS</b>	④ Power Cord 220V Australia		
	<b>UKI</b>	⑤ Power Cord 220V BS1363 fused		
<b>USA OUL</b>		⑥ Power Cord 110V - Right Angle Plug NEMA 5-20rt		
	<b>USA OUL JPN</b>	⑦ Power Cord 220V - Right Angle Plug NEMA 6-15rt		
	<b>UKI</b>	⑧ Power Cord 220V - Right Angle Plug CEE 7/7		
<b>USA</b>		⑨ Power Cord, Home Units 110V NEMA 5-15		
<b>USA</b>		⑩ Power Cord, Home Units 110V - Right Angle Plug NEMA 5-15rt		

DO NOT MODIFY THE POWER CORD THAT CAME WITH YOUR TREADMILL. USE THE SAME TYPE. DO NOT USE A HOME MODEL PLUG ON A COMMERCIAL TREADMILL. CONTACT STAR TRAC FOR INFO.

Product ID: 1 • Diagram ID: 429

# Power Cords

Callout	Part Number:	Description
1	<b>715-3456</b>	ASSY, PW CORD, NEMA 5-20, 110V
2	<b>712-3002</b>	ASSY, PW CORD, NEMA 6-20, 220V
3	<b>712-3033</b>	POWER CORD, ASSY, 230V, EUROPEAN
4	<b>712-3046</b>	Power Cord, 220v, Aus
5	<b>712-3035</b>	POWER CORD, 230V, UK/IRELAND
6	<b>715-3456-001</b>	ASSY, PW CORD, NEMA 5-20, 110V, RA
7	<b>712-3002-001</b>	Power Cord, 220v, right angle
8	<b>715-3570</b>	Assy, Powercord, 230v, Eur, Rt
10	<b>800-3956</b>	Power Cord, 110v, nema 5-15rt



Product ID: 1 • Diagram ID: 219

# Running Belt Assy

Callout	Part Number:	Description
1	<b>130-1630</b>	Belt, Running, 20x128.5"
2	<b>708-0061</b>	Roller, Head
3	<b>708-0132</b>	Roller, Tail, 4/45/39/2/3/18+
4	<b>130-1629</b>	Belt, Drive, 285J10, Poly-V
5	<b>130-1632</b>	Belt, Drive, 290J10, Poly-V
6	<b>130-7009</b>	Pulley, Drive, 10J, 1.8"od
7	<b>130-1628</b>	Pulley, Drive, 10J, 2.1"od
8	<b>110-1442</b>	Keyway, 3/16x1.5" Steppers
9	<b>110-3056</b>	Screw, 5/16-18x2.0" Shcs
10	<b>110-0651</b>	Screw, 5/16-18x1.75" Shcs Thr
11	<b>120-0490</b>	Washer, 5/16 x1/2" Flat
12	<b>120-0496</b>	Washer, 5/16" Lock